



UTRECHT 
Meet Magento™

How to deal with styles in Magento 2



Tobias Hartmann

Sitewards GmbH

Lead frontend developer

@ToH_82


STOP
COMPARING

FREE
YOUR MIND

FIND

YOUR WAY

3 WAYS TO COMPILE YOUR FRONTEND

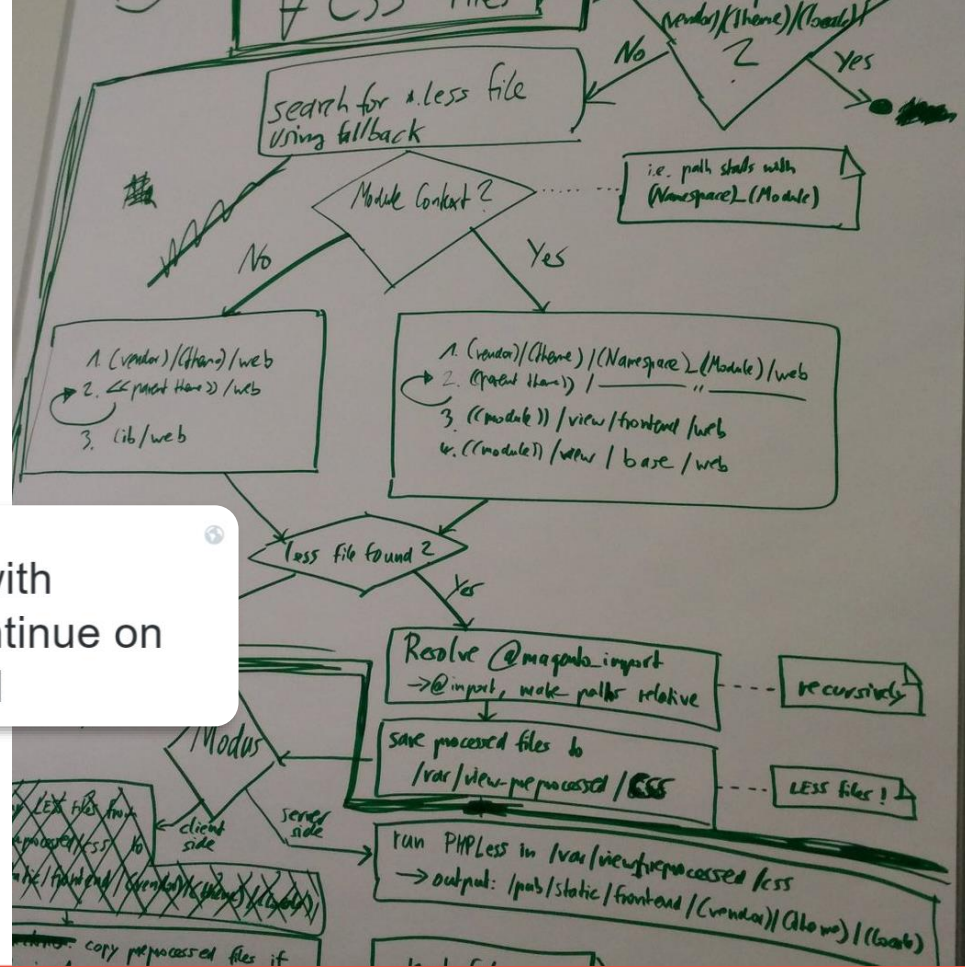


Server side
with Grunt



Server side
php oyejorge

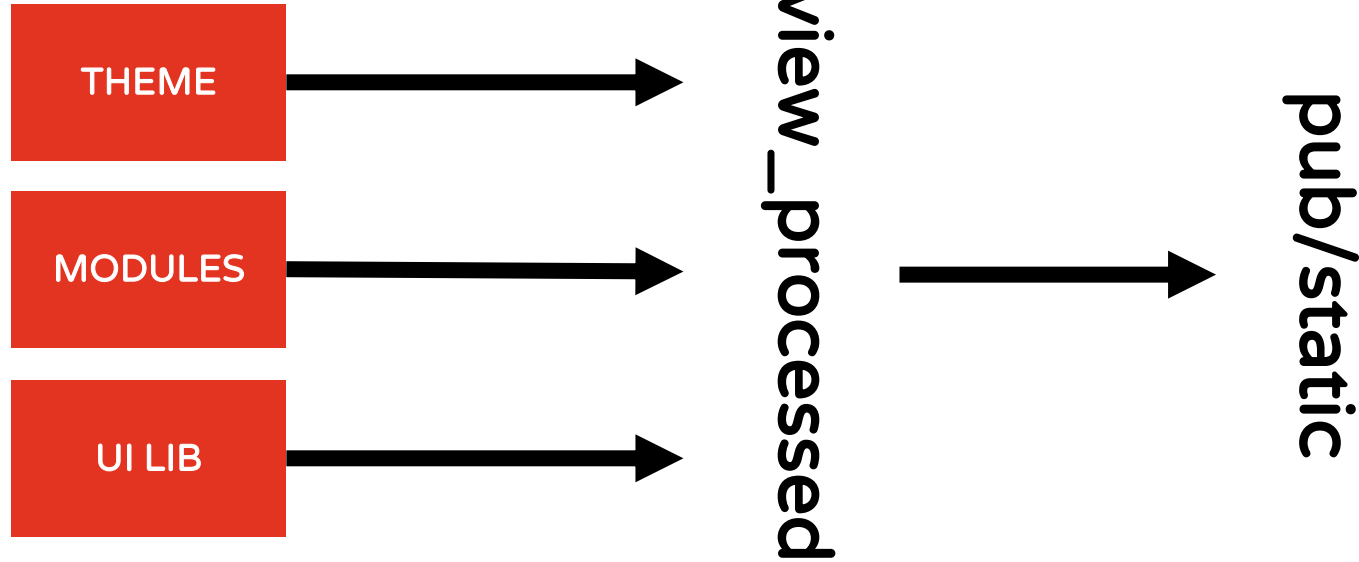
THE FALLBACK PROCESS



Fabian Schmengler @fsmengler · 19. Feb.

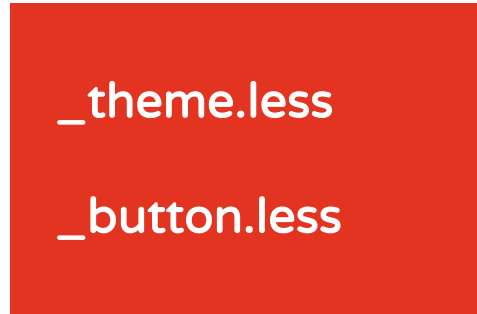
Magento 2 frontend workshop with @fragdochkarl - we need to continue on the wall. Status: it's complicated

LET'S KEEP IT SIMPLE



OVERWRITE AND EXTEND

Blank Theme or UI Lib



Overwrite



Extend



FRONTEND FRAMEWORK

YEAY, WE HAVE DOCUMENTATION

Magento UI Library files

Search

Default button

Default style for buttons is set by the `.lib-button()` mixin. The mixin is defined in `lib/web/css/docs`.

Default button large

Button

Hover

Active

Disabled

```
<button class="example-button-1 example-button-2" type="button"><span>Button</span></button>
<button class="example-button-1 example-button-2" type="button" class="hover"><span>Hover</span></button>
<button class="example-button-1 example-button-2" type="button" class="active"><span>Active</span></button>
<button class="example-button-1 example-button-2" type="button" class="disabled"><span>Disabled</span></button>
```

Default button

```
button {
  .lib-button(@_button-margin: 3px);
  border-radius: 3px;
  &:active,
  &:focus {
    box-shadow: inset 0 2px 1px rgba(0,0,0,.12);
  }
}

.example-button-1 {
  &.example-button-2 {
    .lib-button-1();
  }
}

.example-button-3 {
  .lib-button-s();
  border-radius: 0;
  color: #000;
  &:hover,
  &:active {
  }
}
```

var/view_preprocessed/css/frontend/Magento/luma/en_US/css/docs

pub/static/frontend/Magento/luma/en_US/css/docs

CUSTOMIZE ALL THE THINGS

Use variables.
(docs/variables.html)

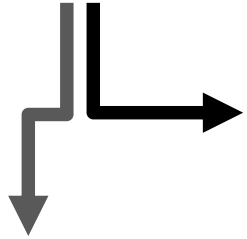
Use and overwrite Mixins.

USE THE FRAMEWORK!
(docs/*.html)



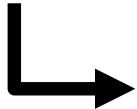
BUILDING STYLES BY MIXINS

`.lib-button-primary (...)`




`.lib-button (...)`

`.lib-button-s (...)`



`.lib-button-size (...)`



```
.lib-css (...)  
.lib-gradient (...)  
.lib-font-size (...)  
.lib-line-height (...)  
...
```

```
.lib-css (...) {  
    @_{_property}: @_value;  
}
```

`lib/web/css/source/lib/_utilities.less`

THE LAYOUT & THE GRID

```
<div class="columns">  
  <div class="column main">Main column</div  
  <div class="column left sidebar">Left column</div>  
  <div class="column right sidebar">Right column</div>  
</div>
```

```
@use-flex:      true;      @layout-column__width:      @total-columns;  
@total-columns: 12;      @layout-column__sidebar-width: 2;  
@gutter-width:  0;      @layout-column__left-width:  @layout-column__sidebar-width;
```

```
.lib-layout-column(@_total-columns, @_order, @_width);
```

 .lib-column-width(@span, @total-columns: @total-columns) { ... }

GROUPING & CONFIGURATION

```
@media-target: 'all|desktop|mobile';  
@media-common: true|false;
```

Are your styles common?

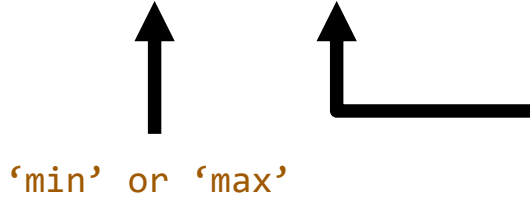
```
& when (@media-common = true) { ... }
```

What are your styles for?

```
& when (@media-target = mobile) { ... }
```

BE RESPONSIVE

```
.media-width(@extremum, @break)
```



```
@screen__xxs: 320px;  
@screen__xs: 480px;  
@screen__s: 640px;  
@screen__m: 768px;  
@screen__l: 1024px;  
@screen__xl: 1440px;
```

Desktop:

```
.media-width(@extremum, @break) when (@extremum = 'min') and (@break = @screen__m) {}
```

Mobile:

```
.media-width(@extremum, @break) when (@extremum = 'max') and (@break = @screen__s) {}
```


STATS OF THE RESULT – LUMA THEME

```
.bundle-options-container .product-options-wrapper  
.fieldset-bundle-options .field.choice .price-notice  
.price-including-tax + .price-excluding-tax {}
```

styles-m (285Kb) > styles-l (81Kb)

Not IE9 compatible.

(allowed selectors 4095, luma 4140)

| | |
|----------------|--------------------|
| #cccccc | is listed 85 times |
| !important | is used 16 times |
| [class^=""], * | selectors 44 times |



HELP
TO IMPROVE

YOUR MODULES

_module.less

base

_variables.less

_colors.less

mixin

_items.less

_buttons.less



Theme overwrites

base/_variables.less

mixin/_items.less

```
.myStyles (@isActivated) when (@isActivated = true) { ... }
```

```
@isActivated: true;  
.myModule {  
  .myStyles(@isActivated)  
}
```

MAKE IT
AWESOME

